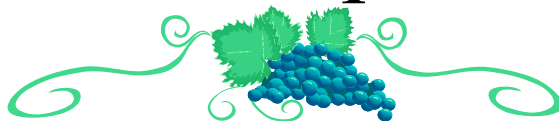

The Grapevine



Published by and for Mutual 14 of Leisure World

Issued Monthly – No. 424, July - August, 2013

Mark Your



Calendar

Next Board Of Directors' Meeting Thursday, August 15, 2013



JOIN US!!!

in the Administration Building at 1:30 p.m. All unit owners and residents are encouraged to attend all Board meetings.



▶ Property Maintenance Committee, Thursday, August 1st at 2 PM, Administration Building



Advisory Committee

Meeting August 14 at 10 AM in Clubhouse I.

The LWCC Executive Board meets

Friday, August 16, at 9:30 am

The LWCC Board meets Tuesday July 30, at 9:30 am in Clubhouse I.

Tune in to Channel 974 on

Monday July 29th at 7PM to see the July 19th Exec meeting televised.

Tune in to Channel 974 on

Monday August 12th at 7PM to see the July 30th LWCC Board of Directors televised

The President's Corner

We're so fortunate to live in a terrific looking mutual. We have great landscaping and regular maintenance and improvements to our buildings. We're also fortunate that we have enough savings put away for the proverbial 'rainy days'. This good fortune doesn't happen by magic, but because some of your neighbors volunteer a few hours a month as Board members or building representatives, or they work on the committees overseeing the landscape and the property maintenance. Please consider giving up some of your 'leisure' time to volunteer and make your community a better place.

You might also consider becoming a regular at our monthly Board meetings. Visitors are always welcomed, and instead of getting your information second- or third-hand, you'll see for yourself how decisions are made about *your* property. We'll listen to your comments, too.

Entry Hours


There was a problem with the Main Gate not allowing vendors into Leisure World 'after hours'. There's no advantage being a mutual president; they wouldn't allow my landscaper in just to give an estimate! I think I've cleared things up with LW Security now, so to be clear these are the hours the Mutual 14 Board has approved:

- **Deliveries and contractors are allowed 7am - 7pm Monday through Saturday;**
- **Moving in or out of units is only allowed 8am - 5pm Monday through Friday.**

Rules Committee

Years ago in New York City, a new administration decided to crack down on quality-of-life violations. No more littering or jaywalking, spitting on the sidewalk or public drunkenness. After a year of handing out tickets for these 'minor' infractions, the city was a very different place: a cleaner, safer place to live.

While we don't see those specific violations here in Mutual 14, we do have a quality-of-life problem. We have junk stored on balconies and patios, cars and golf carts leaking fluids in the carports, owners not cleaning up after their pets. Other, more serious violations include under-age residents and remodeling work being done without an ABM.



A new Rules Committee has been established to address and follow up on these problems, to remind residents that as a condominium “no unit is an island”, and to ensure that minor violations are dealt with before they become major ones. The Board believes this will not only improve our quality of life, but also our property values.

It’s a small committee: Linda O’Neil, Connie Hughes, and Kathy Viney, who was named Chairman. If you want to report an alleged violation, contact her at kathyviney@juno.com or 301-598-2691 [not after 8pm, please].

John Radcliffe
jradlr@aol.com
301-233-0093

The Whole Month is a Holiday!
Enjoy!

Who to Call for Yard Waste Pickup

Yard waste is defined as plant material that comes from lawn maintenance and other gardening and landscape activities, and is picked up by the Leisure World Grounds Department. Example (grass, leaves, prunings, brush, shrubs, etc.) The waste is recycled and turned into mulch or topsoil as part of a Montgomery County program.

Yard waste is collected on Monday’s and Thursday’s. Please notify the Grounds Department at 301-598-1314 of your request for pick-up and place bags curbside no later than 8:00 am on that day. Organic debris, such as small branches, should be tied in manageable bundles weighing no more than 40 pounds. Organic waste in paper bags only. Plastic bags, pots, etc., are not permitted in the bag and will not be collected as part of yard waste. Please recycle or dispose of these items as appropriate.

Please do not call the Sanitation Department or McFall and Berry, the onsite landscape contractor, for yard waste pick up. Only the Grounds Department (301-598-1314) will pick up yard waste.

Help! How do I shut off the water!?

In the apartments, there’s a single knob on the wall behind your dryer. If you turn it clock-wise, you will turn the water OFF to all your indoor faucets, toilet, water heater, etc. When you turn it anti-clockwise you will turn the water ON. Note: if you don’t open the valve all the way, the water will be constricted within the pipe and you will hear water ‘running’, so be sure the valve is opened all the way.

Two ground floor apartments share an outside spigot for watering gardens. But only one apartment per spigot has the on/off valve. In your living room or your dining room, on the shared wall with your neighbor, you may see a grate next to the air conditioner vent. Open the grate and you will find the shut-off valve for the outside spigot. If you don’t see a grate, it’s in your neighbor’s apartment.

Advisory Committee



Meeting August 14 at 10 AM in Clubhouse I.

Restaurant Advisory Committee



The Cascade Bistro has a special Summer menu – too big to show it all but it is like K Street in the District with lower prices: broiled rockfish \$11, crab cakes \$11, shrimp and scallops \$12, stuffed oysters and clams \$11, salmonsapeake \$13, filet mignon \$13, lamb chops \$14, and veal puttanesca \$11.



**What a Great Idea!
How Nicely Done!**



200 American flags were planted throughout our Mutual on the Fourth of July. It was a very effective display and we've had lots of compliments from people all over Leisure World.

Thanks go to our president, John Radcliffe, for a great idea, and to Barbara Martin, Kathy Viney, Jim O'Neil, Dan Lerner, Linda & Ed Andrews, and Rae & Ralph Romano - the residents who volunteered to get up early and put them out.



 **Personals...**

DID WE MISS YOUR BIRTHDAY? Let Beth Leanza know and we will include it.

Happy Birthday

- 8/05 Irving Flyer (B17-2G)
- 8/06 Agnes Glass (VHC 1A)
- 8/09 Beth Leanza (B12-1B)
- 8/15 Gerald Ungar (B12-2F)
- 8/19 Charles Glass (VHC 1A)
- 8/28 David Peters (B17-3G)



Please Welcome
Michael & Jane Greene (B10-2A)
Leo & Brenda Thompson (B15-2B)

Landscape Committee



Weeds, weeds, weeds! This hot and humid weather is perfect for growing weeds. So while you're cool and dry inside, the weeds are taking over your gardens outside. Despite the weather you're still responsible for keeping your beds tidy. We suggest you go out in the cool of the morning or evening and pull or spray those weeds, or hire someone to do it for you, so we don't have to send you "the dreaded letter"!

Reminders & Vital Info



• **Garbage Disposal** NEW UPDATED


It doesn't all go down the drain! Please use your garbage disposal prudently to prevent clogs and 'back-ups'. Your garbage disposal can be used for most types of food waste.

Fibrous materials should be fed in small amounts. Turn on the water first; turn on the disposer; slowly feed small amounts of fibrous materials.

Ice can be ground to scour the disposer. Use caution with bones or other hard materials.

When using the disposer, ALWAYS turn on the cold water first, turn on the Disposal, and then place the garbage into the disposal. Let the water run for a full minute after you have turned the disposal off.

Running Hot Water into your Garbage Disposal while it is grinding does not help and can even be



detrimental to its functioning. (You can let hot water drain when the grinder is not in use.)

GREASE should NEVER be put into the Disposal. It should be poured into an empty can, placed in the refrigerator to solidify, and then discarded with the regular trash in a plastic bag.

• **Washing Machine Hoses**

If your washer hoses are 10 years old or older, they are liable to burst and cause a great deal of inconvenience and damage from flooding. Better be safe than sorry. Call PPD to inspect and replace any hoses that are in bad shape.

• **Water Heater Leak Check:**

Please keep a sharp eye on your water heater. Especially check the pan under it for water. As soon as it shows signs of leaking, it is imperative that it be replaced immediately.

Here is a useful tip: Place a small post-it note, with the words “Check Water Heater Pan” on it, next to the clothes dryer switch (knob). Every time you turn on your dryer, you’ll see the post-it note, and look into the water heater pan for a sign of water.

M14 ONLINE:



www.mutual-14.org

You can just type in the above “address” (or URL in computer lingo) or you can go to the Leisure World site (<http://www.lwmc.com/>) click on Governance (in the blue band at the top) scroll down to Mutuals and click on it – then scroll down to Mutual 14. You get to a page with our Declaration, our By-laws, and our Website.

On our website there is a lot of info about the Mutual – who is on the board? When are the board meetings? (Look for the calendar). And more!

BOARD OF DIRECTORS

President:	John Radcliffe
Vice President:	Linda ONeil
Secretary:	Agnes Glass
Treasurer:	Richard Bambach
Director:	James Moores
Director:	Bobbie Palmer
Director:	Barbara Martin

COMMITTEE CHAIRS

Advisory:	Agnes Glass & Aleen Phillips
Budget & Finance:	Richard Bambach
Landscape:	Sharon Moores
Property Maintenance:	Frank Lozupone & Bill Buck
Social:	Sharon Moores
Architectural Design (Subcommittee of PMC)	Linda ONeil

Contact the Mutual with our e-mail address:

M14@mutual-14.org

Web Site: www.mutual-14.org
<http://www.lwmc.com>

Mutual Assistant: Gloria Robar - 301-598-1338

- Building Problems? - **Call** Gloria at
301-598-1338
- Emergencies, when Gloria is not available -
Call Physical Properties –301-598-1500
- After hours & weekends – **Call** Main Gate
– 301-598-1044

Comcast Issues - contact 301-920-9951